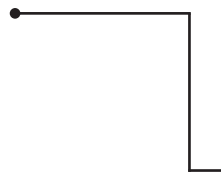




RAPID DEPLOYMENT CCTV TOWERS



- 2 x speakers for audio challenge with a 100Volt line amplifier
- Optional fixed HD or thermal cameras (up to 3)
- Protective metal wire casing
- HD IP 23x zoom PTZ camera with 200m IR illumination zoom
- Optional Time Lapse camera



- Multiple motion detectors up to 100m with anti-creep technology in each direction
- Provides an invisible perimeter
- Embedded internal analytical engine ideal for fixed camera detection
- 7m retractable mast



- Power loss, tamper and shock alarms
- 2TB Internal hard drive (30 days recording)
- Embedded high speed 3G/4G connectivity or Wi-Fi/Sat comms
- GPS tracking
- Solar options

KEY PRODUCT BENEFITS



Complete Managed Service



Invisible Perimeter



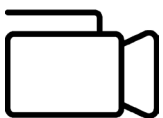
HD PTZ with Smart IR



Solar/Eco Options Available



GPS Location Information




Multiple Camera Inputs



Remote Access to Footage



Live Audio Challenges



Proactive Site Protection



Ongoing Health Check

RAPID DEPLOYMENT CCTV TOWERS

WCCTV is the UK's leading provider of rapid deployment CCTV Towers with 1,200 + active systems nationwide.

These 7m tall, bright yellow security solutions provide a highly visible deterrent that helps prevent crimes before they happen. They also feature integrated wireless transmission (4G, 3G, Wi-Fi) technology, an HD IR PTZ camera, audio speakers to enable a remote challenge, PIR motion detectors and a 4TB HDD for local recording of video evidence.

As truly rapid-deployment systems, a WCCTV Tower can be installed and fully-operational in a matter of minutes, and can easily be moved around a site as works progress. There is no requirement for ground or civil works.

When backed by our NSI gold alarm monitoring services, a WCCTV Tower effectively eliminates the need for man guarding, helping to reduce security costs by up to 86% without compromising on quality or reliability.

In addition to providing site security, WCCTV Towers can also be used for remote project management and health and safety applications. Project teams can access cameras anytime to review footage and solve on-site problems and/or check regulations are being followed by personnel and sub-contractors.

WCCTV prides itself on providing an in-house manufactured CCTV solution, back by a world-class managed service which starts at site survey, right through to installation, maintenance, alarm response and monthly reporting, detailing on-site events and speed of action from the WCCTV team.

PRODUCT VARIANTS



HD ECO Tower

Charge battery during working hours and turn off the generator out of hours



HD Solar Fuel Cell Tower

Off-grid sites where no mains or generator power are available



Network Rail Tower
PADS Approved

Designed for surveillance at track side, level crossing and depots

EXAMPLE APPLICATIONS



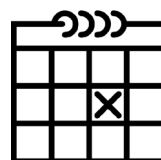
Utility Site Security



Asset Protection on Remote Sites



Construction/ Demolition



Temporary Works Security



Highways




Gas Site Security



Environmental Agency



Project Management




Major Public Events Safety



Health and Safety Review



Rail Security



Electrical Site Security

RAPID DEPLOYMENT CCTV TOWERS

TECHNICAL SPECIFICATIONS

Dimensions	7200mm x 1400mm x 1570mm
Video Channels	Up to 4
Operation	Simultaneous live, record, playback and remote access
Zoom	23x Optical / 16x Digital
Resolution	1080p
Maximum FPS	25
Recording	Proprietary narrowband algorithm
Multimode(recording algorithms)	Dynamically changes record rates and compression settings for the camera
Snapshot Video Clip	Yes
Video Motion Search	Yes
Archive Protection	Yes - protect against overwriting
Wireless Communication	Supported via suitable interface - GSM, GPRS, UMTS, HSDPA, HSCSD, 3G, 4G
Motion Detectors	Up to 8 wireless Up to 4 wired with multiple zones
IR Range	Up to 200M for each detector
Alarm Function	Alarm log, event search, pre-event recording
Video Motion Detection	Yes

STORAGE

Maximum Internal Capacity	Up to 4TB (2TB as standard)
Hard Disk Drive Types	Removable SATA Hard Disk Drive
Export	4G / HSUPA / Network / Optional removable SATA Drive

NETWORKING

Remote PTZ Control	Yes
Remote Administration	Yes
Remote PC Client	Free WCCTV Software Download
Remote Web Browser	Viewing Only
Password Protected	Yes
Smartphone / Tablet Compatibility	Yes

HD Site Tower

Weight	372KG
Operating Temp	-40 to 50°C
Power	160W Max
Mains Fail Alarm	Yes - 10 hours battery back
Sensor	Shock and Anti-tamper

HD ECO Tower

Weight	500KG
Operating Temp	-40 to 50°C
Power	600W Max
Low Battery Alarm	Yes - 5 days battery back up
Mains Fail Alarm	Yes

HD Solar Fuel Tower

Weight	372KG
Operating Temp	-40 to 50°C
Power	Methanol & Solar
Fuel	Methanol - up to 10 weeks runtime
Low Fuel Alarm	Yes