



WCCTV NETWORK RAIL TYPE APPROVED TOWER



- 2 x speakers for audio challenge with a 100Volt line amplifier
- Optional fixed HD or thermal cameras (up to 3)
- Protective metal wire casing
- HD IP 23x zoom PTZ camera with 200m IR illumination zoom
- Optional Time Lapse camera



- Multiple motion detectors up to 100m with anti-creep technology in each direction
- Provides an invisible perimeter
- Embedded internal analytical engine ideal for fixed camera detection
- 7m retractable mast



- Embedded high speed 3G/4G connectivity or Wi-Fi/Sat comms
- Multiple powering options for optimum flexibility
- 4TB Internal hard drive (30 days of recording)
- Battery back-up activated an alarm raised on power disconnection
- Low fuel alerts

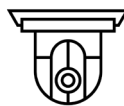
KEY PRODUCT BENEFITS



Complete Managed Service



Invisible Perimeter



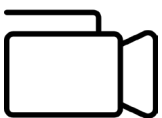
HD PTZ with Smart IR



Solar/Eco Options Available



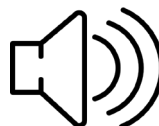
GPS Location Information




Multiple Camera Inputs



Remote Access to Footage



Live Audio Challenges



Proactive Site Protection



Ongoing Health Check

WCCTV NETWORK RAIL TYPE APPROVED TOWER

The WCCTV Network Rail Type Approved Tower (Certificate Number PA05/04778) is a rapid deployment CCTV tower that has been specifically designed to provide video surveillance for track-side, level crossing and depot applications. It is the only rapid deployment CCTV tower with PADS approval for track-side deployment due to its non-conductive design.

The Network Rail Type Approved Tower integrates wireless technology (4G/5G) to transmit live and recorded video and alarms, a market leading camera with infrared imaging and 360 degree pan, tilt and 36x zoom, audio speakers to enable a remote challenge to occur and a removable hard drive (up to 4TB) for local storage.

As a truly rapid-deployment CCTV system, it can be installed and fully-operational in just a matter of minutes - making it ideal for temporary or mobile rail applications.

The Network Rail Tower can be used as a project management and Health and Safety tool. Office based personnel can access the cameras during working hours to solve onsite problems and check regulations are being followed by personnel and sub-contractors, reducing the need for site visits.

It can be provided as a standalone solution or as part of a managed service pack - including survey, installation, monitoring, maintenance, redeployment and 3rd party key holder escalation.

PRODUCT VARIANTS



HD Eco Tower

Charge battery during working hours and turn off the generator out of hours



HD Solar Fuel Cell Tower


Off-grid sites where no mains or generator power are available



Network Rail Tower
PADS Approved

Designed for surveillance at track side, level crossing and depots

EXAMPLE APPLICATIONS



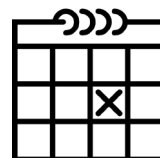
Level Crossing



Asset Protection on Remote Sites



Depot and Station Security




Temporary Works Security



Trespass Monitoring



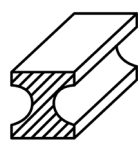
Obstacle Detection



Cable Theft Prevention



Project Management



Metal Theft Prevention



Health and Safety Review



Rail Security



Mobile Census Data Gathering

PRODUCT SPECIFICATION

General	Dimensions (HxWxD)	7200mm x 1400mm x 1570mm - deployed
	Operating Temperature Range	-20 to +50°C
	Power	110 - 240 Volt unpurt (mains powered) 12 Volt DC (battery powered)
	Power Consumption	42W nominal
	Weight	372KG
	Software Upgrade	Internet / 4G / back to back PC
	Warranty	12 months warranty with options for extended warranty
Video	Video Inputs	Up to 4
	Operation	Simultaneous live, record, playback, remote access
	Optical / Digital Zoom	23x / 16x
	Resolution of Camera	Up to 1080p
	Maximum FPS	25
	Recording	Proprietary narrowband algorithm
	MutiMode (Recording Algorithms)	Dynamically changes record rates and compression settings for the camera
	Snapshot Video Clip	Yes
	Video Motion Search	Yes
	Archive Protection	Yes - protect against overwrite
	Wireless Communication	Supported via suitable interface - 4G/5G, Wi-Fi
	IR Range	200m
	Thermal Detectors	Up to 2 fixed cameras
Storage	Internal Capacity	Up to 4TB
	HDD Types	Removable SATA hard disk drive
	Export	4G/ network / optional removable SATA hard disk drive
Alarms	Alarm Function Support	Alarm log, event search, pre-event recording
	Alarm Reporting	Yes - to a remote site via email
	Display Alarm on PC Monitor	Yes or Network / 4G
	Video Motion Detection	Yes
Networking	Remote PTZ Control	Yes
	Bandwidth Management	Yes
	Remote Administration	Yes
	Remote PC Client	Client Software Free Download
	Remote Web Browser Client	Viewing
	Password Protected	Yes
	View Application for Smartphone/Tablet Compatible	Yes

WCCTV has offices across the UK. To find out more about WCCTV Network Rail Type Approved Tower please contact our UK Head Office:



IS 687662



FM 99538

Wireless CCTV Ltd
Charles Babbage House,
Kingsway Business Park,
Rochdale, OL16 4NW

t: +44 (0) 800 470 4630
e: sales@wcctv.com

INVESTORS IN PEOPLE™
We invest in people Gold



Constructionline
Gold Member