


# WCCTV 4G CONSTRUCTION SITE DOME



- 1080p 2MP PTZ Camera
- Auto-tracking capability
- 50m IR capability
- 25x Optical Zoom
- Full remote configuration via mobile and PC



- Universal mounting bracket
- Lightweight construct - c.6KG / box: 10KG
- GSM Smart Switch for remote reboot
- Additional high-intensity flashing external LED Lights



- 4G and Wi-Fi transmission
- Complete site security
- Voice address system for audio challenge
- Battery back-up
- 8 Wireless detectors

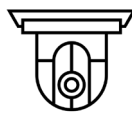
## KEY PRODUCT BENEFITS



Inbuilt Video Analytics



Easy To Install & Maintain



HD PTZ with Directional IR



Low Power Usage



GPS Location Information



Fast Review of Evidential Footage



Remote Access to Footage



Environmentally Tested - IP65



Integration with Video Platforms



Multiple Power Options

# WCCTV 4G CONSTRUCTION SITE DOME

WCCTV's Construction Site Dome is a redeployable CCTV system specifically designed to provide all-in-one site security for construction sites, CNI sites and remote locations where asset protection is required.

The system is designed for rapid-deployment and combines an IR PTZ camera, wireless transmission capability (4G with fall-back to 3G or Wi-Fi), a voice address system, battery back-up and an integral hard drive (up to 4TB) for evidential video recording into a portable and easy to install unit. As the system contains inbuilt video analytics, it can automatically detect intrusions onto your sites. If an intrusion is detected and verified by a remote operator, an audio challenge can be issued from the system's speaker.

Specifically designed to meet the requirements of developing construction sites, the system is fully portable and can easily be moved around your sites as security requirements change.

The Construction Site Dome can be provided as a standalone security system or backed by WCCTV's Managed Security Services, which includes site survey, installation, maintenance, alarm monitoring, response and monthly reporting.

## PRODUCT VARIANTS



### Panoramic Dome

IR PTZ camera and 3 panoramic lenses



### Covert Dome

Designed to discreetly blend into its environment



### Solar Dome

Off-grid sites where no mains power available

## ACCESSORIES



### GSM Smart Switch

Allows users to remotely control the power to a Redeployable Dome



### ANPR

Automatic number plate recognition with cloud storage and live feed



### First Responder

Voice-down alarm system

## EXAMPLE APPLICATIONS



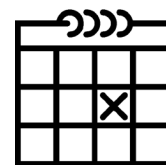
Enviro Crime



Fly-Tipping



Utility Site Security



Temporary Works Security




Traffic & UTC Monitoring



Health and Safety Review



Project Management



Major Public Events Safety



Asset Protection on Remote Sites



Construction/Demolition

# PRODUCT SPECIFICATION

General	Dimensions (HxWxD)	355mm x 190mm x 180mm \ Box: 645mm x 445mm x 250mm
	Operating Temperature Range	-30 to +50°C
	Power	110-240 Volt input (mains powered) 12 Volt DC (battery powered)
	Power Consumption	24W
	Weight	6 KG \ Box: 10KG
	Battery Back Up	2 hours
	Software Upgrade	Internet / 4G / back to back PC
	Warranty	12 months warranty with options for extended warranty
	Video Inputs	4
Video	Operation	Simultaneous live, record, playback, remote access
	Optical / Digital Zoom	25x / 16x
	Resolution of Camera	Up to 1080p
	Maximum FPS	25
	Recording	Proprietary narrowband algorithm
	MutiMode (Recording Algorithms)	Dynamically changes record rates and compression settings for the camera
	Snapshot Video Clip	Yes
	Video Motion Search	Yes
	Archive Protection	Yes - protect against overwrite
	Wireless Communication	Supported via suitable interface - GSM, GPRS, UMTS, HSDPA, HSDPA, HSCSD, CDMA, 3G, 4G LTE
	IR Range	50M
Storage	Internal Capacity	Up to 4TB
	HDD Types	Removable SATA hard disk drive
	Export	4G/ network / optional removable SATA hard disk drive
Alarms	Alarms	2 camera control, 1 alarm, 1 arming / disarming and 2 auxiliary inputs
	Alarm Function Support	Alarm log, event search, pre-event recording
	Alarm Reporting	Yes - to a remote site via email
	Display Alarm on PC Monitor	Yes or Network / 4G
	Relays	2 relays - system error and/or remote control purposes
	Video Motion Detection	Yes
	Wireless Detectors	8
Networking	Remote PC Client	Client Software Free Download
	Remote Web Browser Client	Viewing
	Password Protected	
	Remote Smartphone (iPhone) Compatible	Yes
	Remote Tablet (iPad) Compatible	Yes

WCCTV has offices in Greater Manchester, Edinburgh, Luton and Newport. To find out more about WCCTV 4G Construction Site Dome please contact our UK Head Office:



IS 687662



FM 99538

Wireless CCTV Ltd  
Charles Babbage House,  
Kingsway Business Park,  
Rochdale, OL16 4NW

t: +44 (0) 800 470 4630

e: sales@wcctv.com

**INVESTORS IN PEOPLE™**  
We invest in people Gold

