











Planning Your Motorway CCTV

When a live carriageway needs extra oversight, whether for temporary roadworks, diversions, traffic management or to protect assets, Rapid CCTV Towers provide flexible, reliable coverage without the expense or time required for fixed systems. Below provides a 10 step checklist aimed to guide decision-makers planning a motorway deployment:

	Carry out a comprehensive site survey and risk assessment.	<input type="checkbox"/>
	Secure required permissions and traffic management sign-offs.	<input type="checkbox"/>
	Test communications coverage ahead of installation.	<input type="checkbox"/>
	Confirm power setup, with solar, fuel cell or hybrid options.	<input type="checkbox"/>
	Schedule installation during off-peak or closure windows.	<input type="checkbox"/>
	Commission the tower and verify feeds with monitoring teams.	<input type="checkbox"/>
	Configure detection zones and walk-test all systems.	<input type="checkbox"/>
	Integrate with existing VMS platforms if required.	<input type="checkbox"/>
	Agree on the handover process and ongoing reporting procedures.	<input type="checkbox"/>
	Establish KPI baselines and monitoring schedules.	<input type="checkbox"/>